


ENDURA PAINT

QUICK START GUIDE

Topcoat > EX-2C

STEP 01

Temperature



20-25 °C*
68-77 °F*

- ✓ Air,
- ✓ Product &
- ✓ Substrate

* Consult your Endura Representative for use outside these ranges.

STEP 02

Product Preparation



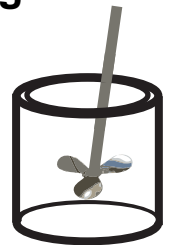
1 Part Component A
1 Part Component B*

*Other Bs are available for varying ambient conditions and application requirements.

STEP 03

Mixing

2
Minutes*

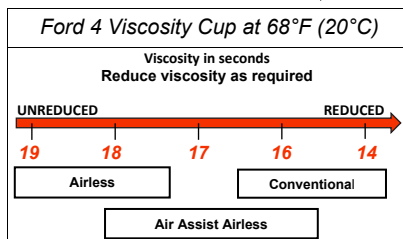


Paint must be thoroughly mixed.

* Additional mixing time is required for metallic colors and cooler temperatures.

STEP 04

Spraying Viscosity



Spray Gun Setup



Feed Type	Fluid Tip	Application Pressures (heel of gun)	Fluid Delivery
Siphon Feed	1.6-1.8 mm	40-50 psi	
Gravity Feed	1.3-1.8 mm	30-40 psi	
Pressure Feed	1.0-1.4 mm	50-60 psi	10-14 oz/min
Air Assist Airless	9-13 Thou	1,000-1,800 psi	
Airless	11-13 Thou	1,700-3,000 psi	

Application



3.5 - 5.0
mils wet



1.5 - 2.5
mils DFT

Current TDS revision 2.1

Want to learn more?

www.endurapaint.com

Consult the Technical Data Sheet for complete instructions.

For technical assistance call: **1-800-661-9930**