


ENDURA PAINT

QUICK START GUIDE

Topcoat > EX-2C

STEP 01

Temperature



20-25 °C*
68-77 °F*

- ✓ Air,
- ✓ Product &
- ✓ Substrate

* Consult your Endura Representative for use outside these ranges.

STEP 02

Product Preparation



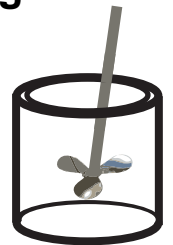
1 Part Component A
1 Part Component B*

*Other Bs are available for varying ambient conditions and application requirements.

STEP 03

Mixing

2
Minutes*



Paint must be thoroughly mixed.

* Additional mixing time is required for metallic colors and cooler temperatures.

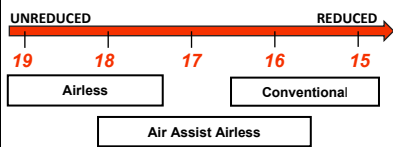
STEP 04

Spraying Viscosity



Ford 4 Viscosity Cup at 68°F (20°C)

Viscosity in seconds
Reduce viscosity as required



STEP 05

Spray Gun Setup



Feed Type	Fluid Tip	Application Pressures (heel of gun)	Fluid Delivery
Siphon Feed	1.6-1.8 mm	40-50 psi	
Gravity Feed	1.3-1.8 mm	30-40 psi	
Pressure Feed	1.0-1.4 mm	50-60 psi	10-14 oz/min
Air Assist Airless	9-13 Thou	1,000-1,800 psi	
Airless	11-13 Thou	1,700-3,000 psi	

STEP 06

Application



3.5 - 5.5
mils wet



1.5 - 2.5
mils DFT

Current TDS revision 1.9

Want to learn more?

www.endurapaint.com

Consult the Technical Data Sheet for complete instructions.

For technical assistance call: **1-800-661-9930**