


Primer > EP Sandable

STEP 01

Temperature



20-25 °C*
68-77 °F*

- ✓ Air,
- ✓ Product &
- ✓ Substrate

** Consult your Endura Representative for use outside these ranges.*

STEP 02

Product Preparation

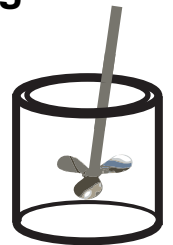


SINGLE Component

STEP 03

Mixing

2
Minutes*



Paint must be thoroughly mixed.

** Additional mixing time is required in cooler temperatures.*

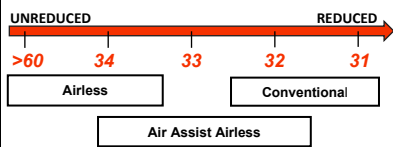
STEP 04

Spraying Viscosity



Ford 4 Viscosity Cup at 68°F (20°C)

Viscosity in seconds
Reduce viscosity as required



STEP 05

Spray Gun Setup



Feed Type	Fluid Tip	Application Pressures (heel of gun)	Fluid Delivery
Siphon Feed	1.6-2.0 mm	40-50 psi	
Gravity Feed	1.6-2.0 mm	30-40 psi	
Pressure Feed	1.4-2.0 mm	50-60 psi	10-14 oz/min
Air Assist Airless	9-17 Thou	1,000-1,800 psi	
Airless	11-15 Thou	1,700-3,000 psi	

STEP 06

Application



9.5 - 11.0
mils wet



6.0 - 7.0
mils DFT

Current TDS revision 1.6

Want to learn more?

www.endurapaint.com

Consult the Technical Data Sheet for complete instructions.

For technical assistance call: **1-800-661-9930**